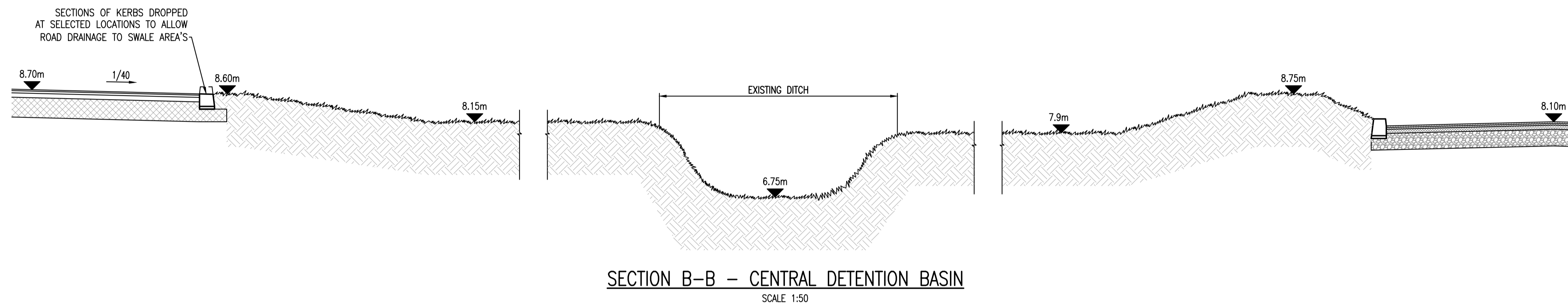
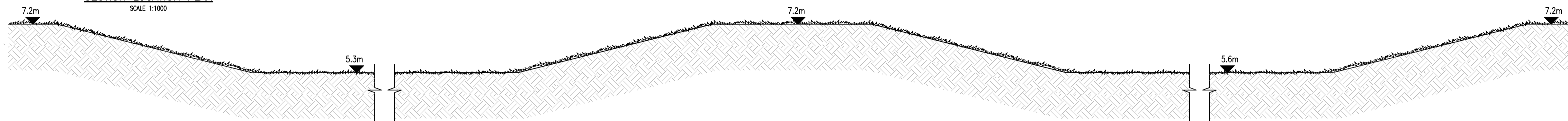


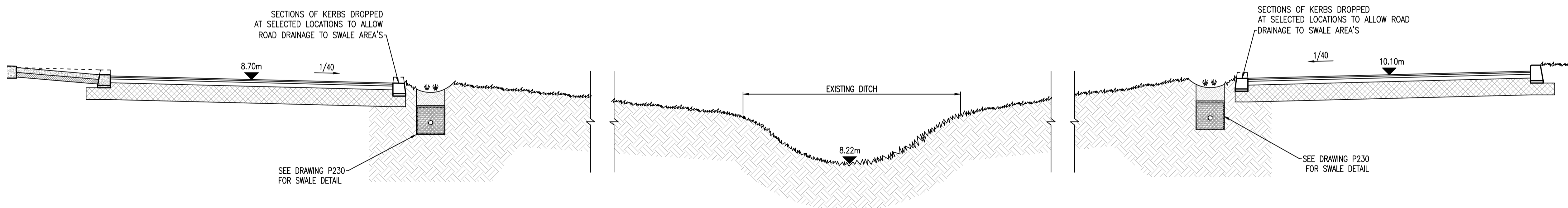
SECTION LOCATION PLAN  
SCALE 1:1000



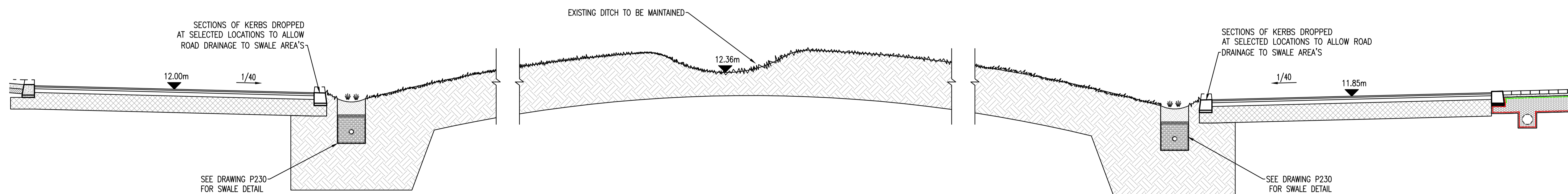
SECTION B-B - CENTRAL DETENTION BASIN  
SCALE 1:50



SECTION A-A - NORTH DETENTION BASIN  
SCALE 1:50



SECTION C-C  
SCALE 1:50



SECTION D-D  
SCALE 1:50

- NOTES:
- DO NOT SCALE. USE FIGURED DIMENSIONS ONLY.
  - THIS DRAWING IS TO BE READ IN CONJUNCTION WITH ALL OTHER RELEVANT ARCHITECTURAL AND ENGINEERING DRAWINGS.

10/03/22	AN BORD PLEANALA SUBMISSION	PW	EC
REV. DATE	AMENDMENT	DRN	APPD

STATUS **FOR PLANNING ONLY  
NOT FOR CONSTRUCTION**

**Waterman Moylan**  
Engineering Consultants  
BLOCK 8, EASTPOINT BUSINESS PARK, ALFIE BYRNE ROAD,  
DUBLIN D03 H3F4 IRELAND. Tel: (01) 664 8900  
Email: info@waterman-moylan.ie www.waterman-moylan.ie

CLIENT **CAIRN HOMES PROPERTIES LTD.**  
ARCHITECT **MCORM ARCHITECTS**

PROJECT **SHD AT HOLYBANKS,  
SWORDS**

TITLE **DETENTION BASIN DETAILS**

DRAWN PW	DESIGNED LRG	APPROVED EC	DATE MARCH 2022
SCALE AS SHOWN@A1	JOB NO. 17-088	DRG. NO. P211	REVISION -